

"High Frequency Ceramic Solutions"

2.45 / 5.4GHz Ceramic Chip Diplexer (LPF/BPF type)

P/N 2450DP15K5400

Detail Specification: 12/15/2011

Page 1 of 2

General Specifications

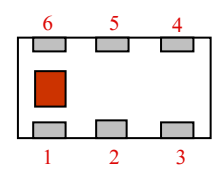
Part Number		2450DP15K5400		
Passband (MHz)	Insertion Loss (dB)	Attenuation	Return Loss (dB)	Isolation (dB)
2400~2500	0.5 max. (0.25 typ.)	20dB min. (27 typ.) @4.8-6.0GHz	10 min. (20 typ.)	20 min. (22 typ.) @DC-2.5GHz
		20dB min. (30 typ.) @7.2-7.5GHz		
4900~5950	0.65 max. (0.35 typ.)	20dB min. (23 typ.) @ 0.8-2.5GHz	10 min. (15 typ.)	20 min. (27 typ.) @4.9-5.95GHz
		15dB min. (18typ.) @9.8-11.9GHz		

Impedance	50 Ω
Oper. Temp	-40 to +85°C
Storage Temp	+5 to +35°C, Humidity 45~75%RH, 18 mos max*
Input Power	2W max
Reel Quantity	4000

*18 months in vacuum sealed bag and 1 week after opened. Go to: www.johansontechnology.com/silverleads for details

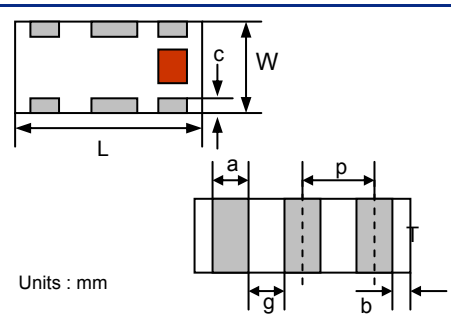
Packaging Style	Bulk	Suffix = S	Eg. 2450DP15K5400S
	T & R	Suffix = E	Eg. 2450DP15K5400E
Termination Style	AgPt	Suffix = None	Eg. 2450DP15K5400(E or S)
	Tin / Lead	Please consult Factory	

Terminal Configuration	
No.	Function
1	GND
2	Common Port
3	GND
4	Lower Freq. Port
5	GND
6	Higher Freq. Port



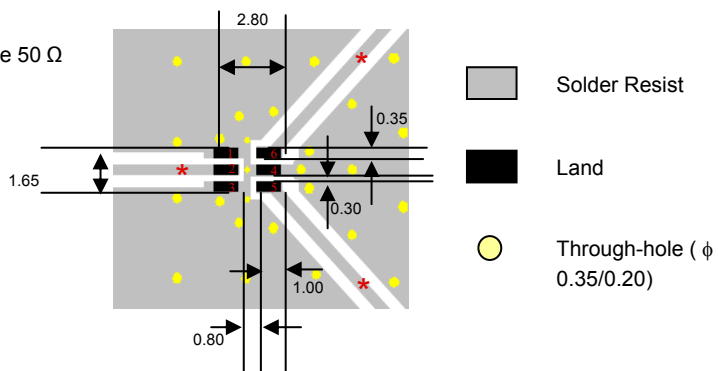
Mechanical Dimensions

	In	mm
L	0.079 ± 0.004	2.00 ± 0.10
W	0.049 ± 0.004	1.25 ± 0.10
T	0.020 ± 0.004	0.50 ± 0.10
a	0.012 ± 0.004	0.30 ± 0.10
b	0.008 ± 0.004	0.20 ± 0.10
c	0.012 +.004/-0.008	0.30 +0.1/-0.2
g	0.014 ± 0.004	0.35 ± 0.10
p	0.026 ± 0.002	0.65 ± 0.05



Mounting Considerations

*Line width should be designed to provide 50 Ω impedance matching characteristics.
Units: mm



Evalboard
P/N:2450DP15K5400 -EBSMA

- Solder Resist
- Land
- Through-hole (φ 0.35/0.20)

Johanson Technology, Inc. reserves the right to make design changes without notice.
All sales are subject to Johanson Technology, Inc. terms and conditions.



www.johansontechnology.com

4001 Calle Tecate • Camarillo, CA 93012 • TEL 805.389.1166 FAX 805.389.1821

2011 Johanson Technology, Inc. All Rights Reserved

"High Frequency Ceramic Solutions"

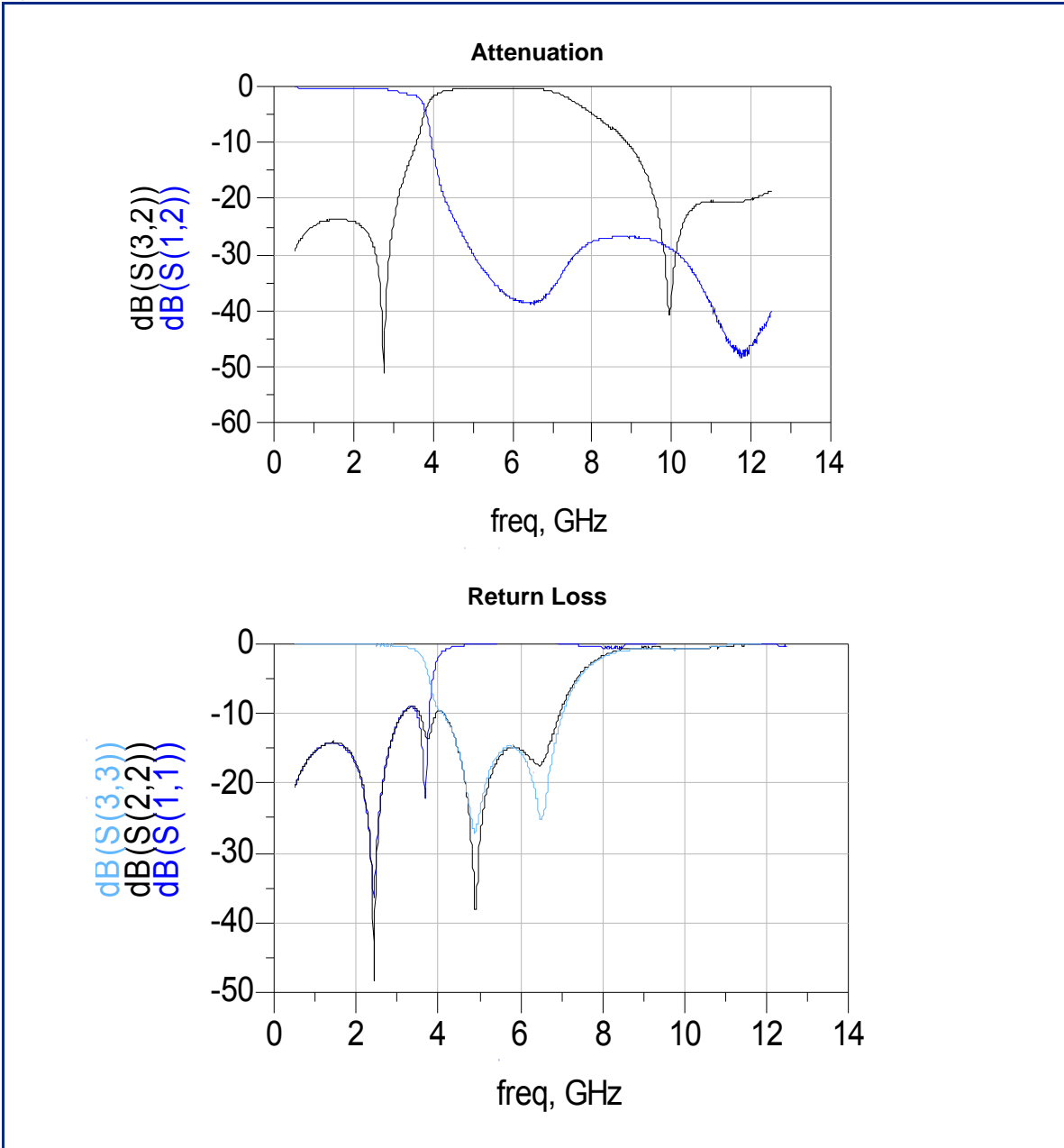
2.45 / 5.4GHz Ceramic Chip Diplexer (LPF/BPF type)

P/N 2450DP15K5400

Detail Specification: 12/15/2011

Page 2 of 2

Typical Electrical Performance (T=25°C)



Johanson Technology, Inc. reserves the right to make design changes without notice.
All sales are subject to Johanson Technology, Inc. terms and conditions.



www.johansontechnology.com

4001 Calle Tecate • Camarillo, CA 93012 • TEL 805.389.1166 FAX 805.389.1821

2011 Johanson Technology, Inc. All Rights Reserved