

## PCB connection terminal block - PTSM 0,5/ 4-2,5-V THR WH R44 - 1814582

Please be informed that the data shown in this PDF Document is generated from our Online Catalog. Please find the complete data in the user's documentation. Our General Terms of Use for Downloads are valid (<http://download.phoenixcontact.com>)



PCB terminal block, Nominal current: 6 A, Nom. voltage: 250 V, Pitch: 2.5 mm, Number of positions: 4, Connection method: Spring-cage connection, Mounting: SMD/THT/THR, Conductor/PCB connection direction: 90 °, Color: White



### Key commercial data

Packing unit	1 pc
Minimum order quantity	310 pc
Weight per Piece (excluding packing)	2.65 GRM
Custom tariff number	85369010
Country of origin	Germany

### Technical data

#### Dimensions

Length	5 mm
Height	10 mm
Pitch	2.5 mm
Dimension a	7.5 mm
Pin dimensions	0,3 x 0,8 mm
Pin spacing	2.5 mm
Hole diameter	1.2 mm

#### General

Range of articles	PTSM 0,5/..-V-THR
Insulating material group	I
Rated surge voltage (III/3)	2.5 kV
Rated surge voltage (III/2)	2.5 kV
Rated surge voltage (II/2)	2.5 kV

# PCB connection terminal block - PTSM 0,5/ 4-2,5-V THR WH R44 - 1814582

## Technical data

### General

Rated voltage (III/3)	160 V
Rated voltage (III/2)	250 V
Rated voltage (II/2)	400 V
Connection in acc. with standard	EN-VDE
Nominal current $I_N$	6 A
Nominal cross section	0.5 mm <sup>2</sup>
Maximum load current	6 A
Insulating material	PA
Solder pin surface	Sn
Inflammability class according to UL 94	V0
Stripping length	6 mm
Number of positions	4

### Connection data

Conductor cross section solid min.	0.14 mm <sup>2</sup>
Conductor cross section solid max.	0.5 mm <sup>2</sup>
Conductor cross section stranded min.	0.2 mm <sup>2</sup>
Conductor cross section stranded max.	0.5 mm <sup>2</sup>
Conductor cross section stranded, with ferrule without plastic sleeve min.	0.25 mm <sup>2</sup>
Conductor cross section stranded, with ferrule without plastic sleeve max.	0.5 mm <sup>2</sup>
Conductor cross section AWG/kcmil min.	24
Conductor cross section AWG/kcmil max	20

## Classifications

### eCl@ss

eCl@ss 4.0	27141109
eCl@ss 4.1	27141109
eCl@ss 5.0	27141190
eCl@ss 5.1	27141190
eCl@ss 6.0	27261101
eCl@ss 7.0	27440401
eCl@ss 8.0	27440401

### ETIM

ETIM 3.0	EC001121
ETIM 4.0	EC002643

# PCB connection terminal block - PTSM 0,5/ 4-2,5-V THR WH R44 - 1814582

## Classifications

### ETIM

ETIM 5.0	EC002637
----------	----------

### UNSPSC

UNSPSC 6.01	30211801
UNSPSC 7.0901	39121432
UNSPSC 11	39121432
UNSPSC 12.01	39121432
UNSPSC 13.2	39121432

## Approvals

### Approvals


#### Approvals


GOST / UL Recognized / UL Recognized / cUL Recognized / cULus Recognized

#### Ex Approvals

#### Approvals submitted

## Approval details

GOST 
--

UL Recognized 	
	B
mm <sup>2</sup> /AWG/kcmil	26-20
Nominal current I <sub>N</sub>	5 A
Nominal voltage U <sub>N</sub>	150 V

# PCB connection terminal block - PTSM 0,5/ 4-2,5-V THR WH R44 - 1814582

## Approvals

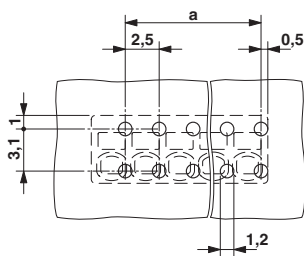
UL Recognized	
	B
mm <sup>2</sup> /AWG/kcmil	26-20
Nominal current I <sub>N</sub>	5 A
Nominal voltage U <sub>N</sub>	150 V

cUL Recognized	
	B
mm <sup>2</sup> /AWG/kcmil	26-20
Nominal current I <sub>N</sub>	5 A
Nominal voltage U <sub>N</sub>	150 V

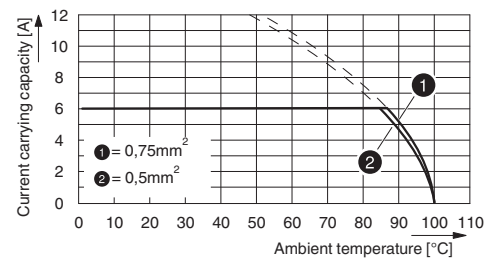
cULus Recognized	
------------------	--

## Drawings

Drilling diagram



Diagram



# PCB connection terminal block - PTSM 0,5/ 4-2,5-V THR WH R44 - 1814582

Dimensioned drawing

