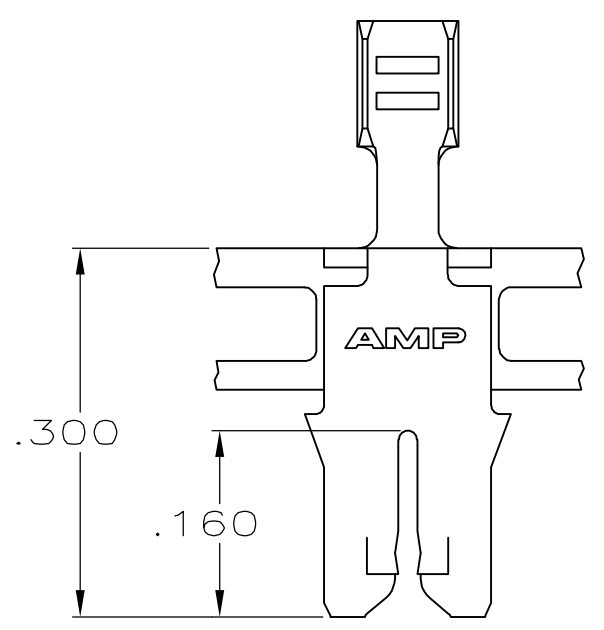
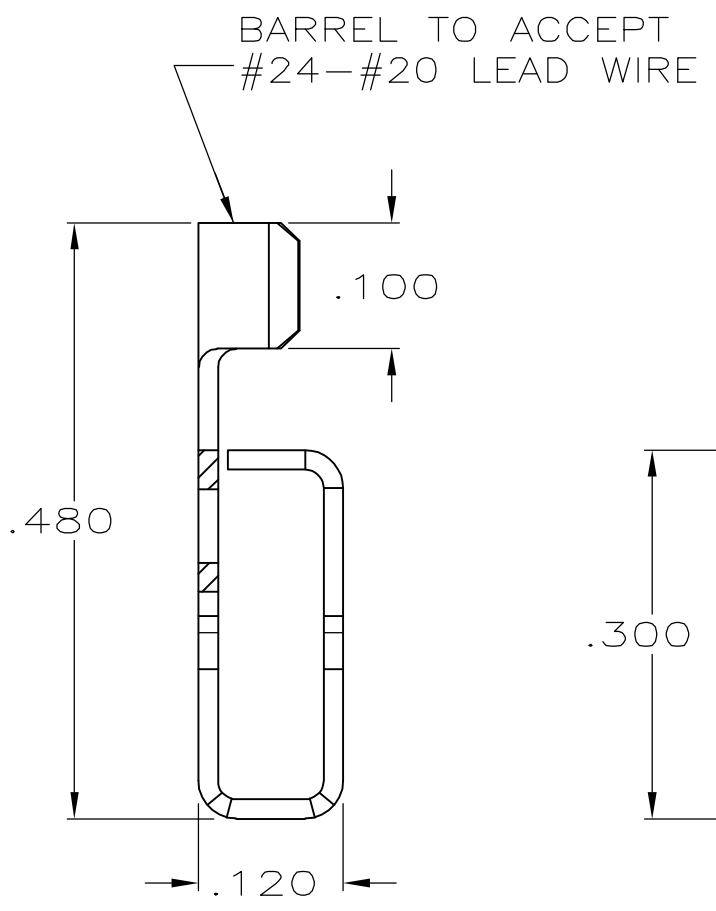
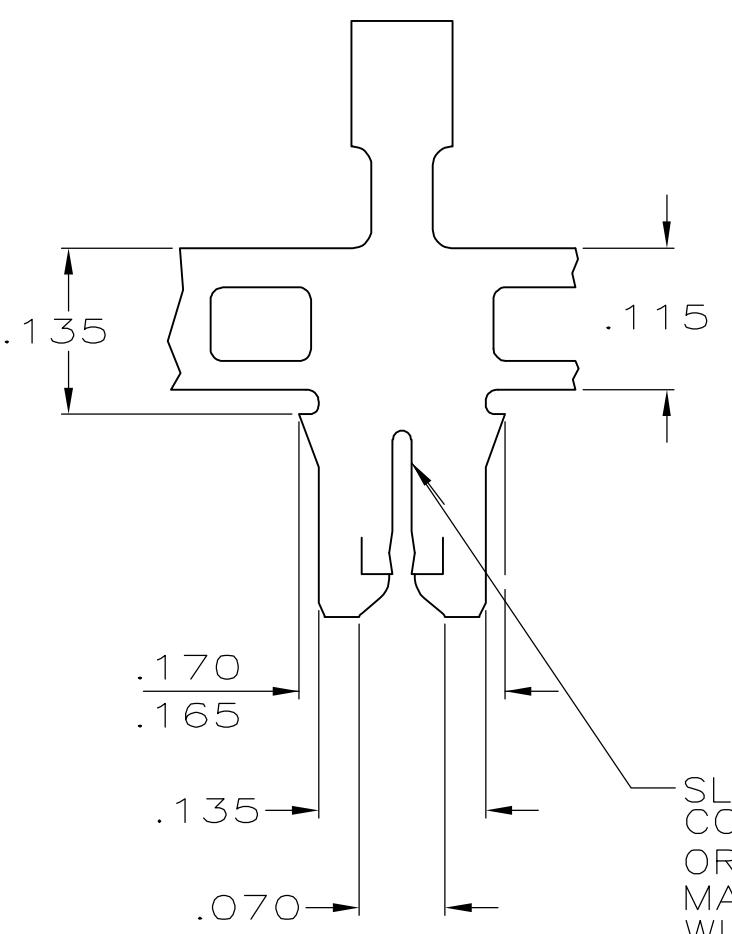



THIS DRAWING IS UNPUBLISHED. RELEASED FOR PUBLICATION
 © COPYRIGHT BY TYCO ELECTRONICS CORPORATION. ALL RIGHTS RESERVED.

LOC	DIST	REVISIONS					
AF	50	P	LTR	DESCRIPTION	DATE	DWN	APVD
			M	REV PER 0G3A-0745-04	08OCT2004	RF	KR

- CONTINUOUS STRIP ON REELS WITH TERMINALS LOCATED ON .220 CENTERS.
- FOR MATING CAVITY SPECIFICATIONS.



SLOT ACCEPTS #23-#27 COPPER MAGNET WIRE OR #24-#22 ALUMINUM MAGNET WIRE (SINGLE WIRE ONLY FOR #22 ALUMINUM WIRE RANGE).

THIS DRAWING IS A CONTROLLED DOCUMENT.		DWN	T.L. BARBER	4/8/87	 Tyco Electronics Corporation Harrisburg, PA 17105-3608								
DIMENSIONS: INCHES		CHK	G. YETTER	4/8/04									
TOLERANCES UNLESS OTHERWISE SPECIFIED:		APVD	N. E. NELSON	4/8/87									
0 PLC ± - 1 PLC ± - 2 PLC ± - 3 PLC ± .015 4 PLC ± - ANGLES ± -		PRODUCT SPEC		NAME		TERMINAL, 'F' CRIMP, MAG-MATE							
MATERIAL	.016 H04 BRASS	FINISH	TIN	APPLICATION SPEC	114-2046	SIZE	A3	CAGE CODE	00779	DRAWING NO	C-62459	RESTRICTED TO	-
CUSTOMER DRAWING						SCALE	1:1	SHEET	1	OF	1	REV	M