


Conventional core-based demonstrator

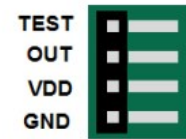

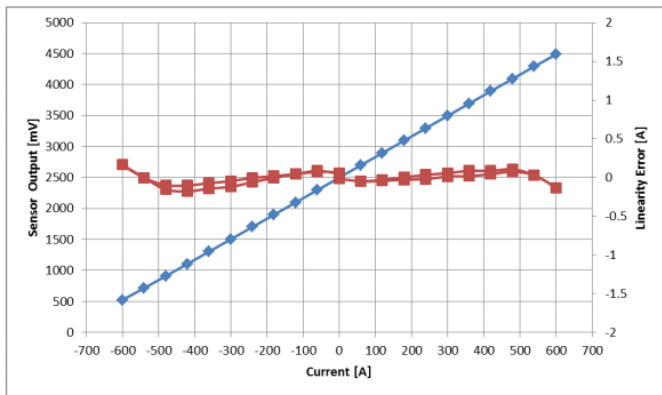
USP

- Small size, low weight, low cost current sensing solution designed and calibrated for $\pm 600A$
 - 1 x MLX91209-CA sample soldered on specific PCB
 - 1x bus bars (10mm x 3mm)
 - 1 ferromagnetic core
 - 1x plastic holder
- Strong magnetic gain and then High signal-to-noise ratio
- Very robust again cross-talk and stray fields
- Best in class temperature stability and lifetime drift (offset drift < $\pm 0.1\%V_{dd}$ and Sens drift < 1%)

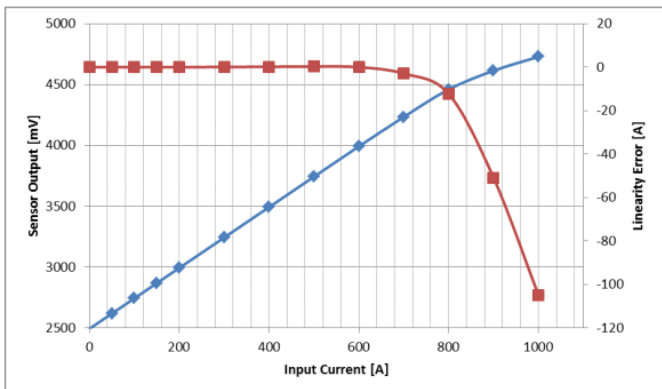


Typical Performances

- Designed to feature a linear output for $\pm 600A$
- Non-linearity less than 0.4%F.S. for $\pm 600A$



- The demo can be calibrated to cover larger current ranges. The core starts to saturate for currents higher than 600A leading to a nonlinear output behavior. This behavior is stable and repeatable and can therefore be used to monitor higher currents. A bigger core with a respective bigger air gap can also be used to extend the linear range for higher currents.



VDD	Vout	Must	Vss
Supply	Analog	Digital	Ground

Supply Voltage (+5V)	Current Sensor Output (+/-2V)	Test and Factory Calibration	Supply Voltage
----------------------	-------------------------------	------------------------------	----------------